




MODELS  
524K / 524P  
544K / 544P  
624K / 624P



SMOOTH TRIP EDGE (ST)

CONTOURING SMOOTH TRIP (CST)

# 4-in-1 Snow Blade

## Clear Roads Ahead.

The Brandt 4-in-1 Snow Blade is the ultimate snow removal tool. The Contouring Smooth Trip (CST) provides two-foot sectional floating trip edges capable of 2.75" vertical travel, while the Smooth Trip Edge (ST) has two-foot sectional trip edges with a hinged back design, both maintaining the blade position when tripped. It is equipped with a variety of moldboard and side wing widths, all being 4' tall. The total width of the blade varies depending on your operational needs.

### ① Versatility

Spend less time in the cold and create a more efficient snow plowing process with just one attachment with countless features:

- Angling ability of the moldboard allows 30° of movement each way.
- The strong pushing ability of the box blade makes plowing effortless.
- The wings can be oriented rearward for back dragging.
- Orientate the wings parallel with the moldboard to ensure a straight-blade application.
- Adjustable side wings rotate 180° for maximum versatility in all conditions.

### ② Safety

Driving becomes seamless and smooth, no matter the road condition:

- Two new types of Brandt edges means added safety and longevity to the loader and attachment.
- Blade hydraulics remain protected through cover plates so driving becomes seamless and smooth, no matter the road condition.
- Each side wing has the ability to float and trip upon hitting an obstacle, preventing damage to both the machine and attachment.

### ③ Efficiency

These units prove that Brandt's blades are the ones you want:


- The blade stays close to the ground, reducing the need for abrasives and keeping repairs (and costs) to a minimum.
- Internal and external curb shoes prevent damage to the side wings.
- Blade hydraulics remain protected with cover plates, reducing repair costs.
- Counterbalance valve protects the cylinders, resulting in less downtime and increased productivity.

Powerful Value. Delivered.



# 4-IN-1 SNOW BLADE FEATURES

CONTOURING SMOOTH TRIP (CST)



## Contouring Smooth Trip

With 2.75" of vertical movement, the Contouring Smooth Trip (CST) contours even the most imperfect surfaces, allowing for reduced passes in those tricky areas. This edge comes equipped with sectional cutting edges, each lined with carbide inserts to ensure longevity and durability of the edge.

## Smooth Trip Edge

The purpose-built hinged back design allows for no blade lift upon tripping, allowing for a smooth drive for the operator. This edge comes equipped with reversible bolt-on cutting edges, allowing for the maximum lifespan of the edge.

## Versatile

The range of motion of both the moldboard and side wings allows for limitless blade orientation options, giving the operator the optimal setup no matter the conditions.

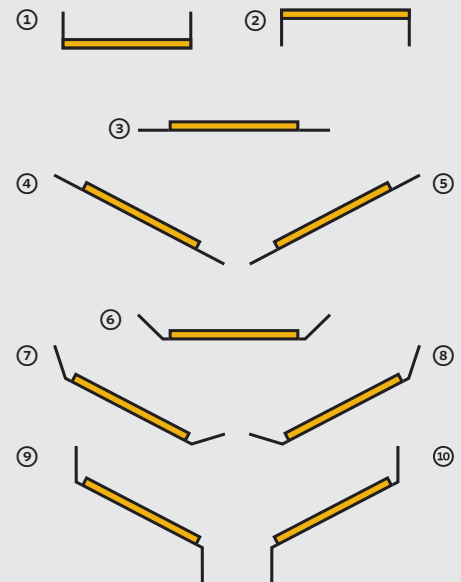
## Standard Features

This blade delivers multiple standard features including curb runners, corner markers, skid shoes, and a hydraulic hose kit to connect the attachment to the loader.

## SPECIFICATIONS

Edge	Contouring Smooth Trip	Smooth Trip
<b>Moldboard Width</b>	8', 10', 12'	8', 10', 12'
<b>Side Wing Width</b>	36", 60", 72"	36", 60", 72"
<b>Blade Height</b>	48"	48"
<b>Minimum Width</b>	10'	10'
<b>Maximum Width</b>	20'	20'
<b>Blade Angle</b>	30° each way	30° each way
<b>Side Wing Rotation</b>	180°	180°
<b>Corner Markers</b>	Yes	Yes
<b>Curb Runners</b>	Yes	Yes
<b>Skid Shoes</b>	Yes	Yes
<b>Trip Sections</b>	24"	24"
<b>Edge Movement</b>	2.75"	Bolt on Edge
<b>Cutting Edge per Trip</b>	2x12" Edge w/ Carbide Insert	24" Reversible Edge

## BLADE POSITIONS



For more information:  
Call us at **1-844-3bucket (1-844-328-2538)**  
Email us at [beslorderdesk@brandt.ca](mailto:beslorderdesk@brandt.ca)  
Or visit us at [www.brandt.ca](http://www.brandt.ca)

**Brandt Equipment Solutions**  
PO Box 1876, 302 Mill Street  
Regina, SK, Canada  
S4P 3E1

