

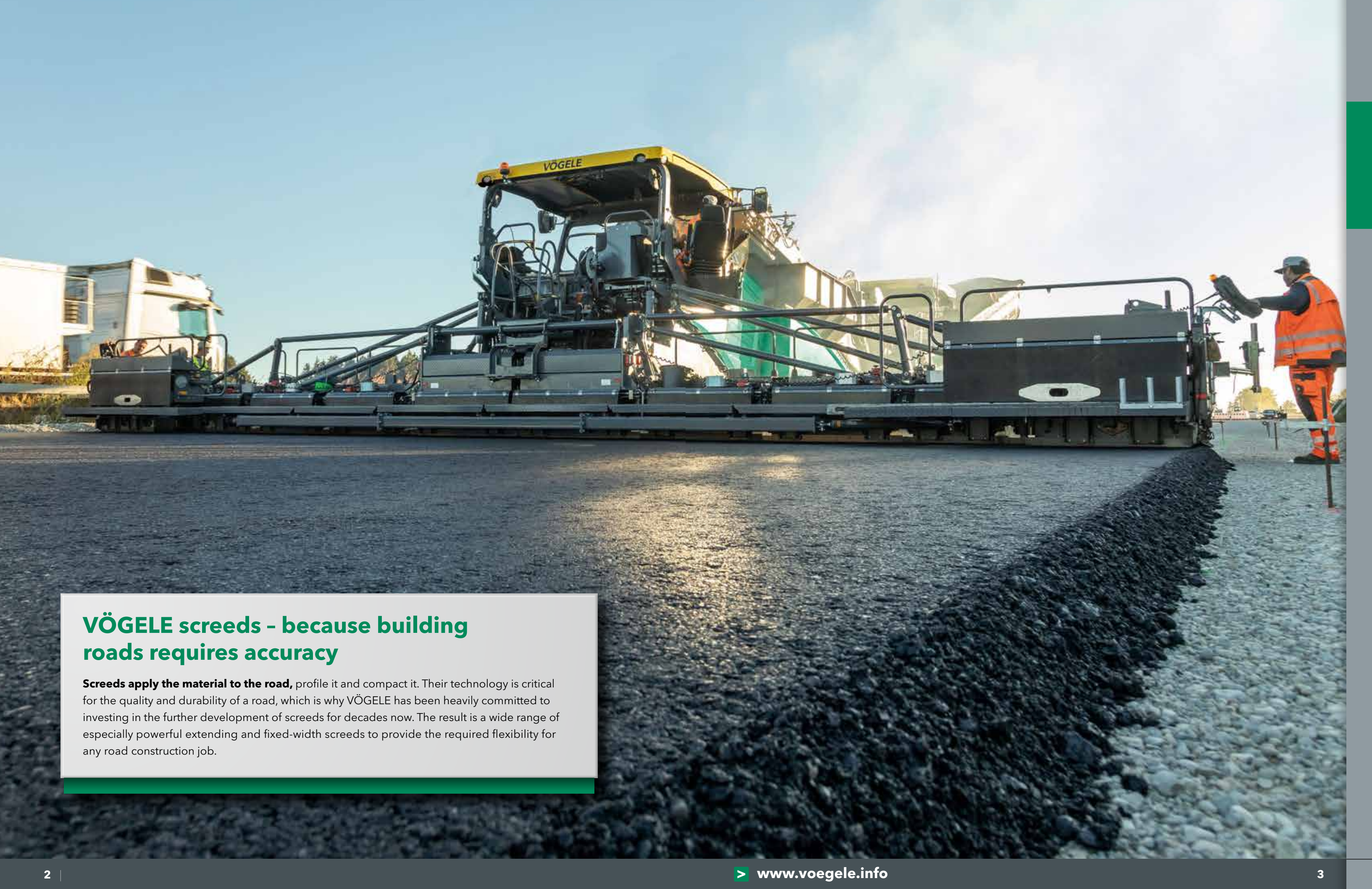
SCREEDS

2020/2021



PREMIUM
LINE

CLASSIC
LINE



VÖGELE screeds - because building roads requires accuracy

Screeds apply the material to the road, profile it and compact it. Their technology is critical for the quality and durability of a road, which is why VÖGELE has been heavily committed to investing in the further development of screeds for decades now. The result is a wide range of especially powerful extending and fixed-width screeds to provide the required flexibility for any road construction job.

Product overview

Extending screeds

	BASIC WIDTH	INFINITELY VARIABLE RANGE	MAXIMUM PAVING WIDTH	SCREED VERSIONS	
VF 500	8 ft (2.45 m)	up to 15 ft 6 in (4.75 m)	19 ft 6 in (5.95 m)	V	Page 8
VF 600	10 ft (3.05 m)	up to 19 ft 6 in (5.95 m)	25 ft 6 in (7.75 m)	V	Page 10
VR 600	10 ft (3.05 m)	up to 19 ft 8 in (6 m)	28 ft 3 in (8.6 m)	V	Page 12
AB 220	3 ft 11 in (1.2 m)	up to 7 ft 3 in (2.2 m)	11 ft 6 in (3.5 m)	V TV	Page 18
AB 340	5 ft 11 in (1.8 m)	up to 11 ft 2 in (3.4 m)	13 ft 9 in (4.2 m)	V	Page 20
AB 500	8 ft 4 in (2.55 m)	up to 16 ft 5 in (5 m)	27 ft 11 in (8.5 m)	TV TP1 TP2 TP2 Plus	Page 22
AB 600	9 ft 10 in (3 m)	up to 19 ft 8 in (6 m)	31 ft 2 in (9.5 m)	TV TP1 TP2 TP2 Plus	Page 24

Fixed-width screeds

	BASIC WIDTH	INFINITELY VARIABLE RANGE	MAXIMUM PAVING WIDTH	SCREED VERSIONS	
SB 300	9 ft 10 in (3 m)	8 ft 2 in (2.5 m)	52 ft 6 in (16 m)	TV TP1 TP2	Page 32
SB 300 HD	9 ft 10 in (3 m)	8 ft 2 in (2.5 m)	39 ft 4 in (12 m)	TV	Page 34
SB 350	11 ft 6 in (3.5 m)	8 ft 2 in (2.5 m)	59 ft 1 in (18 m)	TV TP1 TP2	Page 36

Key: AB = Extending screed VF = Screed with front-mounted extensions V = with vibration TV = with tamper and vibration
 SB = Fixed-width screed VR = Screed with rear-mounted extensions TP1 = with tamper and 1 pressure bar TP2 = with tamper and 2 pressure bars
 TP2 Plus = with special tamper, 2 pressure bars and extra weights

Screed versions

Screed type Screed versions	VF 500 V	VF 600 V	VR 600 V	AB 220 V	AB 220 TV	AB 340 V	AB 500 TV	AB 500 TP1	AB 500 TP2	AB 500 TP2 Plus	AB 600 TV	AB 600 TP1	AB 600 TP2	AB 600 TP2 Plus	SB 300 TV	SB 300 TP1	SB 300 TP2	SB 300 HD TV	SB 350 TV	SB 350 TP1	SB 350 TP2	
Paver																						
SUPER 700(i)				✓																		
SUPER 800(i)					✓																	
SUPER 1000(i)						✓																
SUPER 1003(i)						✓																
SUPER 1300-3(i)						✓																
SUPER 1303-3(i)						✓																
SUPER 1600-3(i)							✓					✓										
SUPER 1603-3(i)							✓															
SUPER 1700-3(i)	✓																					
SUPER 1703-3(i)	✓																					
SUPER 1800-3(i)							✓	✓	✓	✓	✓	✓	✓	✓	✓	✓	✓	✓	✓	✓	✓	✓
SUPER 1800-3(i) SprayJet							✓	✓			✓	✓										
SUPER 1803-3(i)							✓	✓			✓											
SUPER 1900-3(i)							✓	✓	✓	✓	✓	✓	✓	✓	✓	✓	✓	✓	✓	✓	✓	✓
SUPER 2000-3(i)		✓	✓								✓											
SUPER 2003-3(i)		✓	✓								✓											
SUPER 2100-3(i)							✓	✓	✓	✓	✓	✓	✓	✓	✓	✓	✓	✓	✓	✓	✓	✓
SUPER 2100-3i IP														✓								
SUPER 3000-3(i)											✓	✓	✓	✓	✓	✓	✓	✓	✓	✓	✓	✓





Designed specifically for the requirements of the North American and Australian markets

VÖGELE extending screeds, either front or rear-mounted are tailored specifically to meet the requirements of the North American and Australian markets and cover a wide range of applications. They are characterized by a high level of variability and are therefore ideal for paving different widths and winding roads. These VÖGELE screeds ensure high paving quality, even on projects involving long distances, large widths or high speeds. As state-of-the-art products, they accurately maintain paving parameters at the specified level throughout the entire paving phase.

Designed for the requirements especially of the North American and Australian markets.



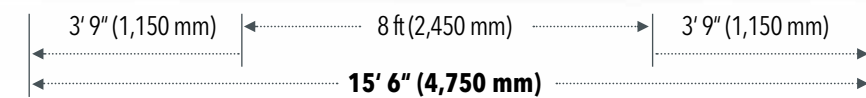
VF 500 Extending Screed

The **VF 500 Extending Screed** is equipped with extending units mounted in front of the main screed and was developed especially for the VÖGELE 8-foot pavers. This screed is eminently suitable for the requirements prevailing in road construction in North America and Australia.

The VF 500 is ideal for applications which require a variable paving width, such as car parks with islands and light masts, roads for residents only, urban roads with manhole covers, gas or water connections, junctions on highways or work on country roads, i.e. jobs which involve paving around obstacles.



Screed version **V**
Maximum paving width **19 ft 6 in (5.95 m)**



Paving widths	
Paving widths	8 ft to 19 ft 6 in (2.45 m to 5.95 m)
Basic width	8 ft (2.45 m)
Infinitely variable range	up to 15 ft 6 in (4.75 m)

Larger widths	
Bolt-on extensions	12 in (30 cm) 24 in (60 cm)

Crown adjustment	
Hydraulic	-2 % to +5 % M, W or parabolic profiles

Transverse slope	
Extending units	up to 10 %

Berm	
Berm	12 in (30 cm) 18 in (45 cm) 24 in (60 cm)

Compacting system	
Screed version	V
Vibration (V)	eccentric vibration, frequency up to 3,000 rpm

Screed heating	
Screed heating	screed plates heated electrically by heating rods

Transport dimensions (main screed)	
Width	8 ft 6 in (2.59 m)
Depth	4 ft (1.21 m)
Weight	6,504 lbs (2,950 kg)

Key: **VF** = Screed with front-mounted extensions **V** = with vibration

Technical alterations reserved.

Designed for the requirements especially of the North American and Australian markets.



VF 600 Extending Screed

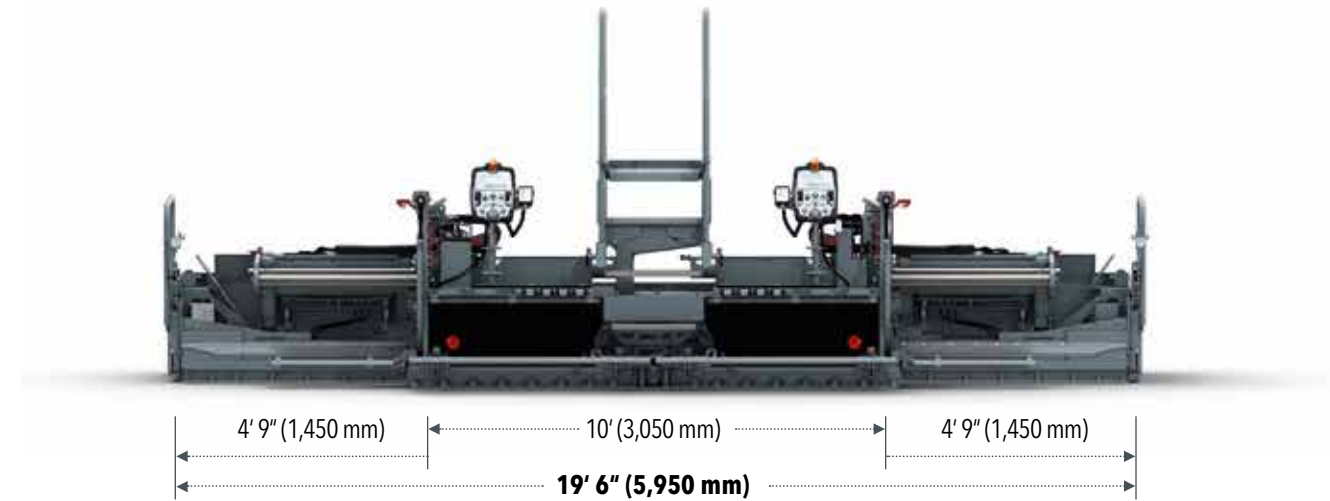
The VF 600 featuring extending units mounted in front of the main screed was designed especially for combining with the SUPER 2000-3(i) and SUPER 2003-3(i) Highway Class pavers, which work at high paving speeds and in widely varying paving widths. The screed's sturdy, smoothly sliding telescoping system guarantees precise paving in all widths.

Furthermore, the screed handles numerous pavement profiles, including crown and slopes. Berm is also available as an option.

The compact design gives the paver operator a perfect view in all directions.



Screed version **V**
Maximum paving width **25 ft 6 in (7.75 m)**



Paving widths	
Paving widths	10 ft to 25 ft 6 in (3.05 m to 7.75 m)
Basic width	10 ft (3.05 m)
Infinitely variable range	up to 19 ft 6 in (5.95 m)

Larger widths	
Bolt-on extensions	12 in (30 cm) 24 in (60 cm)

Crown adjustment	
Hydraulic	-2 % to +5 % M, W or parabolic profiles

Transverse slope	
Extending units	up to 10 %

Berm	
Berm	12 in (30 cm) 18 in (45 cm) 24 in (60 cm)

Compacting system	
Screed version	V
Vibration (V)	eccentric vibration, frequency up to 3,000 rpm

Screed heating	
Screed heating	screed plates heated electrically by heating rods

Transport dimensions (main screed)	
Width	10 ft 6 in (3.20 m)
Depth	4 ft (1.21 m)
Weight	7,386 lbs (3,350 kg)

Key: **VF** = Screed with front-mounted extensions **V** = with vibration

Technical alterations reserved.



Designed for the requirements especially of the North American and Australian markets.

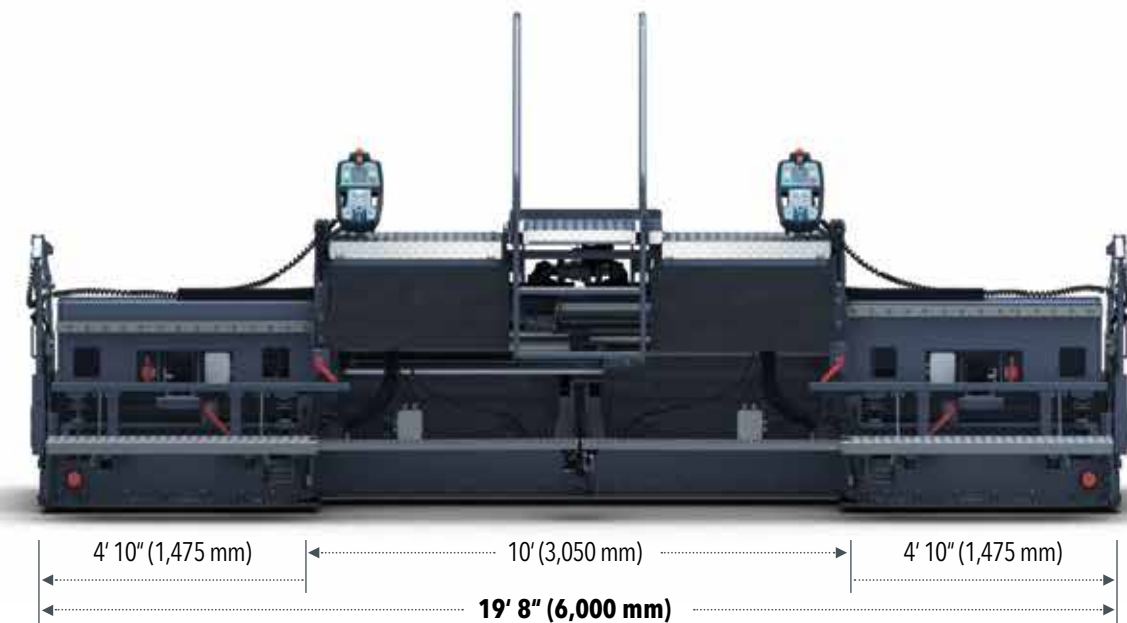
VR 600 Extending Screed

The **VR 600 Extending Screed** is tailored to meet the demands of the US and Australian markets. As on the screeds for the SUPER series of VÖGELE pavers, the extending units of the VR 600 are located behind the main screed. The extending units have a special design allowing to produce a pavement profile with a slope of up to 10 % towards the edge of the road.

Together with the 10-foot SUPER 2000-3(i) and SUPER 2003-3(i) pavers, the robust screed is particularly suitable for extremely precise high-speed paving on motorways up to 28 ft 3 in (8.6 m) wide.



Screed version **V**
Maximum paving width **28 ft 3 in (8.6 m)**



Paving widths	
Paving widths	10 ft to 28 ft 3 in (3.05 m to 8.6 m), dependent on type of paver
Basic width	10 ft (3.05 m)
Infinitely variable range	up to 19 ft 8 in (6 m)

Larger widths	
Bolt-on extensions	25 in (65 cm)

Crown adjustment	
Hydraulic	-2.5 % to +5 %, M, W or parabolic profiles

Transverse slope	
Extending units	up to 10 %

Compacting systems	
Screed version	V
Vibration (V)	eccentric vibration, frequency up to 3,000 rpm

Screed heating	
Screed heating	screed plates heated electrically by heating rods

Transport dimensions (main screed)	
Width	10 ft (3.05 m)
Depth	5 ft (1.52 m)
Weight	8,267 lbs (3,750 kg)

Key: **VR** = Screed with rear-mounted extensions **V** = with vibration


Technical alterations reserved.



VÖGELE extending screeds – the system behind variable widths

VÖGELE extending screeds, with their outstanding adaptability, are ideal for paving in varying widths and on winding roads. They cover a wide field of applications, handling widths from 20 in to 31 ft 2 in (0.5 m to 9.5 m). Depending on the type of paver used, they can be equipped with various compacting systems. The range extends from the simplest screed version with vibration (V) to the most powerful high-compaction screeds with tamper (T) and two pressure bars (P2).

The highlights of extending screeds



» Ergonomic screed operator's console

The height and orientation of the console are easy to adjust. The **high-contrast colour display** can be read clearly from all angles.

» Safe, convenient screed steps

The walkway and convenient central steps on the screed allow **safe, convenient access to the paver operator's platform.**

» Hydraulic crown adjustment

Crown can be conveniently adjusted **at the touch of a button** on the screed operator's console.

» Outstanding paving characteristics

Optimized geometry of the tamper bar and the screed plates achieves particularly **stable floating behaviour of the screed.**

» Highly efficient screed heating

The **modern three-phase AC generator** rapidly heats all the components of the screed to the ideal operating temperature.



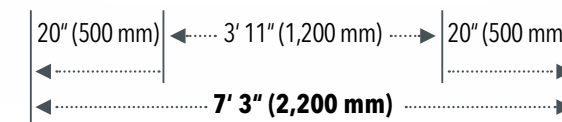
AB 220 Extending Screed

The **AB 220 Extending Screed** designed for the small VÖGELE pavers stands out through accurate operation and achieves high precompaction. It is available in 2 versions as far as equipment with compacting systems is concerned. The AB 220 V (with vibration) has been specially designed for use with the SUPER 700(i). The AB 220 TV (with tamper and vibration) combines with the SUPER 800(i).

The AB 220 Extending Screed, in either version, has a basic width of 3 ft 11 in (1.2 m) and extends hydraulically to 7 ft 3 in (2.2 m). Through the addition of bolt-on extensions the AB 220 V can be built up to a maximum width of 10 ft 6 in (3.2 m) and the AB 220 TV to a maximum width of 11 ft 6 in (3.5 m).



Screed versions **V | TV**
 Maximum paving width **11 ft 6 in (3.5 m)**



Paving widths	
Paving widths	20 in to 11 ft 6 in (0.5 m to 3.5 m), dependent on type of paver
Basic width	3 ft 11 in (1.2 m)
Infinitely variable range	up to 7 ft 3 in (2.2 m)

Larger widths	
Bolt-on extensions	10 in (25 cm) (V/TV) 20 in (50 cm) (V/TV) 25 in (65 cm) (TV)

Reduction in width	
Infinitely variable range	3 ft 11 in to 20 in (1.2 m to 0.5 m)

Crown adjustment	
Mechanical	-2 % to +4 %

Key: **V** = with vibration
TV = with tamper and vibration

Compacting systems	
Screed versions	V, TV
Vibration (V)	eccentric vibration, frequency up to 3,300 rpm
Tamper (T) Tamper stroke	tamper speed up to 1,800 rpm 0.15 in (4 mm)

Screed heating	
Screed heating	screed plates and tamper bars heated electrically by heating rods

Transport dimensions (main screed)	
Width	4 ft 2 in (1.27 m)
Depth	2 ft 6 in (0.76 m)
Weights	
AB 220 V	1,587 lbs (720 kg)
AB 220 TV	1,808 lbs (820 kg)

Technical alterations reserved.




AB 340 Extending Screed

The **AB 340 Extending Screed** is the perfect match for the compact pavers in the SUPER 1000 and SUPER 1300 classes. With a basic width of 5 ft 11 in (1.8 m) and a maximum paving width of 13 ft 9 in (4.2 m), the screed is ideal for combined footpath and cycle path or farm track applications as well as for surfacing minor roadways. The AB 340 is available in the V version (with vibration).

The compacting system is installed across the full screed width, including bolt-on extensions. A typical VÖGELE feature found in the AB 340 Extending Screed, like in all VÖGELE screeds, is electric heating. The modern, powerful screed heating system provides for quick and uniform heating to operating temperature, an essential for smooth surface texture.



Screed version **V**
 Maximum paving width **13 ft 9 in (4.2 m)**



31.5" (800 mm) | 5' 11" (1,800 mm) | 31.5" (800 mm)
11' 2" (3,400 mm)

Paving widths	
Paving widths	2 ft 6 in (0.75 m) to 13 ft 9 in (4.2 m), dependent on type of paver
Basic width	5 ft 11 in (1.8 m)
Infinitely variable range	up to 11 ft 2 in (3.4 m)

Larger widths	
Bolt-on extensions	10 in (25 cm) 16 in (40 cm)

Reduction in width	
Cut-off Shoes	2 x 1 ft 9 in (52.5 cm)

Crown adjustment	
Mechanical or hydraulic (option)	-2.5 % to +3 %, M, W or parabolic profiles

Transverse slope	
Extending units	up to 2 %

Compacting systems	
Screed version	V
Vibration (V)	eccentric vibration, frequency up to 3,000 rpm

Screed heating	
Screed heating	screed plates heated electrically by heating rods

Transport dimensions (main screed)	
Width	5 ft 11 in (1.8 m)
Depth	3 ft 7 in (1.1 m)
Weight	2,976 lbs (1,350 kg)

Key: **V** = with vibration

Technical alterations reserved.




AB 500 Extending Screed

The **AB 500 Extending Screed** combines with all VÖGELE pavers featuring a basic width of 8 ft 4 in (2.55 m). Thanks to its unique single-tube telescoping system for infinite variation of paving width, it is ideal for a wide field of applications. The screed extends from 8 ft 4 in to 16 ft 5 in (2.55 m to 5 m) and can be built up with bolt-on extensions to a maximum width of 27 ft 11 in (8.5 m).

The AB 500 is available with tamper and vibration as well as in two versions for high compaction (with tamper and 1 or 2 pressure bars) or, alternatively, in the TP2 Plus version for particularly high compaction.



Screed versions **TV | TP1 | TP2 | TP2 Plus**
 Maximum paving width **27 ft 11 in (8.5 m)**



Paving widths

Paving widths	8 ft 4 in to 27 ft 11 in (2.55 m to 8.5 m), dependent on type of paver
Basic width	8 ft 4 in (2.55 m)
Infinitely variable range	up to 16 ft 5 in (5 m)

Larger widths

Bolt-on extensions	10 in (25 cm) 30 in (75 cm) 49 in (125 cm)
--------------------	--------------------------------------------------

Crown adjustment

Hydraulic	-2.5 % to +5 % (dependent on type of paver), M, W or parabolic profiles
-----------	-------------------------------------------------------------------------

Transverse slope

Extending units	up to 2 %
-----------------	-----------

Compacting systems

Screed versions	TV, TP1, TP2, TP2 Plus
Vibration (V)	eccentric vibration, frequency up to 3,000 rpm

Compacting systems

Tamper (T)	tamper speed up to 1,800 rpm
Tamper stroke adjustable TP1/TP2	to 0.08 in, 0.15 in, 0.28 in (2 mm, 4 mm, 7 mm)
TP2 Plus	to 0.15 in, 0.28 in, 0.35 (4 mm, 7 mm, 9 mm)
Pressure bar(s) (P)	driven by pulsed-flow hydraulics
Impulse recurrence frequency	68 Hz
Hydraulic oil pressure	up to 1,700 psi (120 bar), infinitely variable

Screed heating

Screed heating	screed plates, tamper bars and pressure bar(s), heated electrically by heating rods
----------------	-------------------------------------------------------------------------------------

Transport dimensions (main screed)

Width	8 ft 4 in (2.55 m)
Depths	4 ft 2 in (1.28 m) (TV) 4 ft 8 in (1.41 m) (TP1/ TP2/ TP2 Plus)
Weights	
AB 500 TV	7,165 lbs (3,250 kg)
AB 500 TP1	7,937 lbs (3,600 kg)
AB 500 TP2	8,598 lbs (3,900 kg)
AB 500 TP2 Plus	9,303 lbs (4,220 kg)

Key: **TV** = with tamper and vibration **TP1** = with tamper and 1 pressure bar **TP2 Plus** = with special tamper, 2 pressure bars and extra weights
TP2 = with tamper and 2 pressure bars Technical alterations reserved.




AB 600 Extending Screed

The **AB 600 Extending Screed** has a basic width of 9 ft 10 in (3 m). Equipped with the sturdy VÖGELE single-tube telescoping system, its paving width is infinitely variable up to 19 ft 8 in (6 m). Through the addition of bolt-on extensions, the screed can be built up for joint-free paving to a maximum of 31 ft 2 in (9.5 m).

As a result, the AB 600 is ideally suited to combining with VÖGELE pavers of the Universal Class and the Highway Class. In addition to the screed versions TV, TP1 and TP2, the TP2 Plus variant is also available for the AB 600 Extending Screed to achieve particularly high precompaction.



Screed versions **TV | TP1 | TP2 | TP2 Plus**
 Maximum paving width **31 ft 2 in (9.5 m)**



Paving widths

Paving widths	9 ft 10 in to 31 ft 2 in (3 m to 9.5 m), dependent on type of paver
Basic width	9 ft 10 in (3 m)
Infinitely variable range	up to 19 ft 8 in (6 m)

Larger widths

Bolt-on extensions	10 in (25 cm) 30 in (75 cm) 49 in (125 cm)
--------------------	--------------------------------------------------

Crown adjustment

Hydraulic	-2.5 % to +5 % M, W or parabolic profiles
-----------	----------------------------------------------

Transverse slope

Extending units	up to 2 %
-----------------	-----------

Compacting systems

Screed versions	TV, TP1, TP2, TP2 Plus
Vibration (V)	eccentric vibration, frequency up to 3,000 rpm

Compacting systems

Tamper (T) Tamper stroke adjustable TP1/TP2	tamper speed up to 1,800 rpm to 0.08 in, 0.15 in, 0.28 in (2 mm, 4 mm, 7 mm)
TP2 Plus	to 0.15 in, 0.28 in, 0.35 in (4 mm, 7 mm, 9 mm)
Pressure bar(s) (P) Impulse recurrence frequency Hydraulic oil pressure	driven by pulsed-flow hydraulics 68 Hz up to 1,700 psi (120 bar), infinitely variable

Screed heating

Screed heating	screed plates, tamper bars and pressure bar(s), heated electrically by heating rods
----------------	-------------------------------------------------------------------------------------

Transport dimensions (main screed)

Width	9 ft 10 in (3 m)
Depths	4 ft 2 in (1.28 m) (TV) 4 ft 8 in (1.41 m) (TP1/ TP2/ TP2 Plus)
Weights	
AB 600 TV	8,047 lbs (3,650 kg)
AB 600 TP1	8,818 lbs (4,000 kg)
AB 600 TP2	9,590 lbs (4,350 kg)
AB 600 TP2 Plus	10,472 lbs (4,750 kg)

Key: **TV** = with tamper and vibration **TP1** = with tamper and 1 pressure bar **TP2 Plus** = with special tamper, 2 pressure bars and extra weights
TP2 = with tamper and 2 pressure bars Technical alterations reserved.



VÖGELE fixed-width screeds - large widths, high performance

Fixed-width screeds from VÖGELE deliver absolutely high-quality, perfectly even results. They enable surface courses to be paved without joints across widths up to 59 ft 1 in (18 m). They also offer users modern functions such as hydraulic tamper stroke adjustment, as well as extra-wide hydraulic bolt-on extensions, user-friendly installation aids and an efficient heating system.

The highlights of fixed-width screeds

» New telescoping and positioning system

A newly-developed **telescoping and positioning system** simplifies correct assembly of the individual extensions, considerably reducing set-up time.

» Ergonomic screed operator's console

The height and orientation of the console are easy to adjust. The **high-contrast colour display** can be read clearly from all angles.

» Bolt-on extensions

Maximum flexibility thanks to **hydraulic bolt-on extensions for the SB 300 and SB 350** which can be adjusted by 4 ft 1 in (1.25 m) on each side.

» Efficient electric heating

Screed plate, tamper and pressure bars heat up twice as fast and much more evenly thanks to more efficient **electric heating with an innovative monitoring system**.

» Safe, convenient screed steps

The walkway and convenient central step on the screed ensure **safe and convenient access to the paver operator's platform**.

» Hydraulic tamper stroke adjustment

On the SB 300 and SB 350, **tamper stroke (0.15 in or 0.31 in/ 4 or 8 mm) can be adjusted** conveniently at the touch of a button.


» Excellent surface accuracy

Its **high stability** guarantees excellent surface accuracy across full paving width.

SB 300 Fixed-Width Screed

Screed versions **TV | TP1 | TP2**
 Maximum paving width **52 ft 6 in (16 m)**

SB 300 TV built up to maximum paving width



The advanced SB 300 screed covers a vast range of applications from a basic width of 9 ft 10 in (3 m) up to a maximum width of 52 ft 6 in (16 m). This fixed-width screed can be combined with the VÖGELE SUPER 1800-3(i), SUPER 1900-3(i), SUPER 2100-3(i) and SUPER 3000-3(i) pavers, making it the ideal specialist equipment for paving large widths without joints.

The screed also offers users new functions, such as hydraulic tamper stroke adjustment, extra-wide hydraulic bolt-on extensions, user-friendly installation aids and an efficient heating system.



Paving widths	
Paving widths	9 ft 10 in to 52 ft 6 in (3 m to 16 m), dependent on type of paver
Basic width	9 ft 10 in (3 m)

Larger widths	
Bolt-on extensions (fixed)	10 in (25 cm) 20 in (50 cm) 39 in (100 cm) 59 in (150 cm)
Bolt-on extensions (hydraulic)	49 in (125 cm)

Crown adjustment	
Mechanical	-2 % to +3 %

Compacting systems	
Screed versions	TV, TP1, TP2
Vibration (V)	eccentric vibration, frequency up to 3,000 rpm
Tamper (T)	tamper speed up to 1,800 rpm
Tamper stroke adjustable	
Standard:	mechanical, to 0.08 in, 0.15 in, 0.28 in (2 mm, 4 mm, 7 mm)
Optional:	hydraulic, to 0.15 in, 0.31 in (4 mm, 8 mm)
Pressure bar(s) (P)	driven by pulsed-flow hydraulics
Impulse recurrence frequency	68 Hz
Hydraulic oil pressure	up to 1,700 psi (120 bar), infinitely variable

Screed heating	
Screed heating	screed plates, tamper bars and pressure bar(s) heated electrically by heating rods

Transport dimensions (main screed)	
Width	9 ft 10 in (3 m)
Depth	4 ft 5 in (1.34 m)
Weights	
SB 300 TV	5,181 lbs (2,350 kg)
SB 300 TP1	5,512 lbs (2,500 kg)
SB 300 TP2	5,843 lbs (2,650 kg)


Key: TV = with tamper and vibration TP1 = with tamper and 1 pressure bar TP2 = with tamper and 2 pressure bars

Technical alterations reserved.

SB 300 HD Fixed-Width Screed

Screed version **TV**
 Maximum paving width **39 ft 4 in (12 m)**

SB 300 HD TV built up to maximum paving width



Like the SB 300, **the SB 300 HD fixed-width screed** has a basic width of 9 ft 10 in (3 m) and can be combined with the SUPER 1800-3(i), SUPER 1900-3(i), SUPER 2100-3(i) and SUPER 3000-3(i) pavers. The key difference: the screed was developed specifically for paving non-bituminous material in roadbase construction and for this reason, has no screed heating.

The rugged screed is equipped with a purpose-made tamper which achieves a particularly high precompaction value. This allows crushed-stone base courses and anti-freeze layers to be paved efficiently and accurately in high layer thicknesses.



Paving widths	
Paving widths	9 ft 10 in to 39 ft 4 in (3 m to 12 m), dependent on type of paver
Basic width	9 ft 10 in (3 m)

Larger widths	
Bolt-on extensions (fixed)	10 in (25 cm) 20 in (50 cm) 39 in (100 cm) 59 in (150 cm)
Bolt-on extensions (hydraulic)	30 in (75 cm)

Crown adjustment	
Mechanical	-2 % to +3 %

Compacting systems	
Screed version	TV
Vibration (V)	eccentric vibration, frequency up to 3,000 rpm
Tamper (T)	tamper speed up to 1,800 rpm
Tamper stroke adjustable	to 0.08 in, 0.15 in, 0.28 in (2 mm, 4 mm, 7 mm)

Transport dimensions (main screed)	
Width	9 ft 10 in (3 m)
Depth	4 ft 5 in (1.34 m)
Weights	5,291 lbs (2,400 kg)


Key: **TV** = with tamper and vibration

Technical alterations reserved.

SB 350 Fixed-Width Screed

Screed versions **TV | TP1 | TP2**
 Maximum paving width **59 ft 1 in (18 m)**

SB 350 TV built up to maximum paving width



FIXED-WIDTH SCREDS

The **SB 350 Fixed-Width Screed** from VÖGELE delivers absolutely premium-quality, perfectly even results. It comes into its own on any project requiring large paving widths and layer thicknesses (e.g. crushed-stone bases) with high precompaction values.

The SB 350 has an impressive selection of pave widths ranging from 11 ft 6 in to 59 ft 1 in (3.5 m to 18 m). What is more, the SB 350 and the SUPER 3000-3(i) can handle layer thicknesses up to 20 in (50 cm).



Paving widths	
Paving widths	11 ft 6 in to 59 ft 1 in (3.5 m to 18 m), dependent on type of paver
Basic width	11 ft 6 in (3.5 m)

Larger widths	
Bolt-on extensions (fixed)	10 in (25 cm) 20 in (50 cm) 39 in (100 cm) 59 in (150 cm)
Bolt-on extensions (hydraulic)	49 in (125 cm)

Crown adjustment	
Mechanical	-2 % to +3 %

Compacting systems	
Screed versions	TV, TP1, TP2
Vibration (V)	eccentric vibration, frequency up to 3,000 rpm
Tamper (T)	tamper speed up to 1,800 rpm
Tamper stroke adjustable	
Standard:	mechanical, to 0.08 in, 0.15 in, 0.28 in (2 mm, 4 mm, 7 mm)
Optional:	hydraulic, to 0.15 in, 0.31 in (4 mm, 8 mm)
Pressure bar(s) (P)	driven by pulsed-flow hydraulics
Impulse recurrence frequency	68 Hz
Hydraulic oil pressure	up to 1,700 psi (120 bar), infinitely variable

Screed heating	
Screed heating	screed plates, tamper bars and pressure bar(s) heated electrically by heating rods

Transport dimensions (main screed)	
Width	11 ft 6 in (3.5 m)
Depth	4 ft 5 in (1.34 m)
Weights	
SB 350 TV	5,512 lbs (2,500 kg)
SB 350 TP1	6,063 lbs (2,750 kg)
SB 350 TP2	6,393 lbs (2,900 kg)

Key: **TV** = with tamper and vibration **TP1** = with tamper and 1 pressure bar
TP2 = with tamper and 2 pressure bars

Technical alterations reserved.

Hydraulic bolt-on extensions for SB 300 and SB 350



Fixed-width screeds (SB) are ideal for paving larger widths. VÖGELE bolt-on extensions allow paving width to be infinitely extended by up to 8 ft 2 in (2.5 m). This saves both time and money, as there is no need to fit or remove fixed bolt-on extensions for a change in lane width within this range. Bolt-on extensions are based on the technology of our tried and tested extending screeds.

Hydraulic extensions are available in the TV version (with tamper and vibration), the TP1 version (with tamper and 1 pressure bar) or the TP2 version (with tamper and 2 pressure bars). They can be fitted to fixed bolt-on extensions of 3 ft 3 in or 4 ft 11 in (1 m or 1.5 m).



Versions **TV | TP1 | TP2**
Infinity Variable Range **up to 8 ft 2 in (2.5 m)**



Scope of Supplies	
Scope of Supplies	1 set of hydraulic bolt-on extensions (left and right)
Infinitely variable range	
Infinitely variable range	49 in (125 cm) each side
Compacting systems	
Versions	TV, TP1, TP2
Tamper (T)	speed up to 1,800 rpm
Tamper stroke adjustable	
Standard:	mechanical, to 0.08 in, 0.15 in, 0.28 in (2 mm, 4 mm, 7 mm)
Optional:	hydraulic, to 0.15 in, 0.31 in (4 mm, 8 mm)
Pressure bars (P)	driven by pulsed-flow hydraulics
Impulse recurrence frequency	68 Hz
Hydraulic oil pressure	up to 1,700 psi (120 bar), infinitely adjustable

Key: **TV** = with tamper and vibration **TP1** = with tamper and 1 pressure bar
TP2 = with tamper and 2 pressure bars

Heating	
Heating	screed plates, tamper bars and pressure bar(s) heated electrically by heating rods
Mounting	
Mounting	the main screed needs to be enlarged in width by at least 4 ft 11 in (1.5 m), left and right they can only be fitted to 39 in and 59 in (100 cm and 150 cm) bolt-on extensions
Weights (1 Set)	
TV version	5,071 lbs (2,300 kg)
TP1 version	5,291 lbs (2,400 kg)
TP2 version	5,512 lbs (2,500 kg)

Technical alterations reserved.



VÖGELE screeds are unique

With the unique **VÖGELE high-compaction technology**, roads can be compacted to a density of more than 98 % without rolling. Thanks to the robust single-tube telescoping system, our extending screeds are also easy to adjust with millimeter precision for jobs with varying paving widths. Another feature of all VÖGELE screeds is the powerful electric heating. The advanced heating system provides for quick and uniform heating of the screed to its operating temperature. An intelligent generator management system helps save fuel, enhancing eco-friendliness.

The screed is crucial for pavement quality

Safe and easy handling of all screed functions is a factor of utmost importance in high-quality road construction. The VÖGELE ErgoPlus 3 and ErgoBasic operating concepts give the screed operator perfect control of the paving process, as all screed console functions are easy to understand and laid out very clearly.

The ErgoPlus 3 screed console

The screed console is designed in keeping with the conditions prevailing on the job site. Push-buttons are provided for the frequently used functions operated from the screed console.

These are watertight and enclosed in palpably raised rings, so that they are identifiable blindfold simply by touch even when wearing work gloves. Important paver and screed data can be called up and adjusted from the screed console, too.



The ErgoBasic remote control unit for the screed

The ErgoBasic screed console is laid out logically according to the functional processes. Operation is easy and can be learned intuitively in a very short space of time. All the paving-related functions can be set quickly and easily. That includes direct access to the material


handling systems and the sonic sensors for the augers. There is a remote control unit for each side of the screed. The magnetic bracket and spiral cable connection give the operator a wide range of movement.



VÖGELE high-compaction technology achieves highest density

VÖGELE are setting standards in terms of compaction: perfected technology together with the ultimate in materials for the manufacture of screed components guarantee the outstanding performance and reliability of VÖGELE high-compaction systems. The tamper provides for optimum precompaction of the material. Tamper speed and stroke length can be set up and adjusted precisely to match the flow of material, kind of material and thickness.

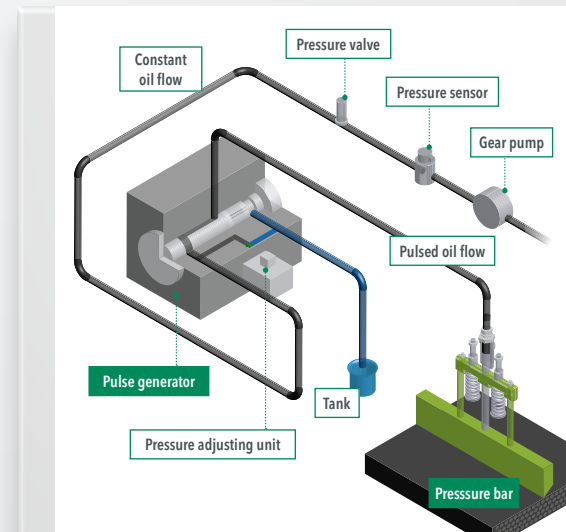
The pressure bar(s) driven by pulsed-flow hydraulics are the core of VÖGELE high-compaction technology. Thanks to this unique technology, VÖGELE pavers combined with high-compaction screeds in the TP1, TP2 or TP2 Plus versions achieve highest precompaction.



> **The pressure bar(s)** driven by pulsed flow hydraulics are the core of VÖGELE high-compaction technology.

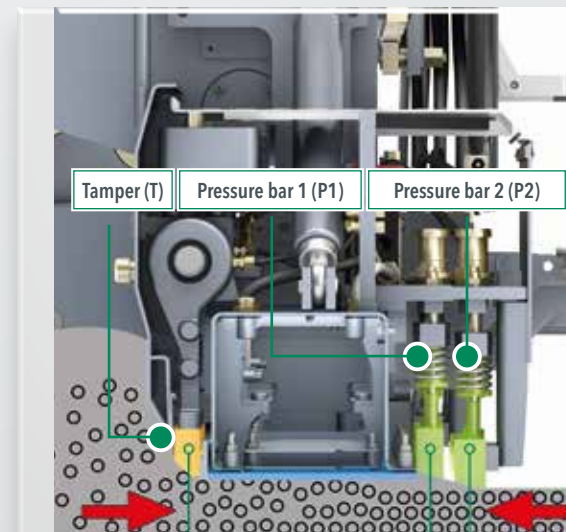
> **Thanks to this unique technology,** VÖGELE high-compaction screeds in the TP1, TP2 or TP2 Plus versions bring about the highest degree of density a road paver can achieve.

Unique VÖGELE high-compaction technology allows consistently high-compaction values to be achieved right across the screed's full width.




> **The VÖGELE high-compaction process** begins with the pulse generator. It generates high-frequency pressure pulses. The pressure bar(s), in contrast to the beating tamper bar, remain in permanent contact with the material, thus forcing it down for a prolonged period of time.

> **Thanks to the high density** achieved by the pressure bar(s), fewer passes are required for subsequent compaction by rolling.



> **The pressure bars P1 and P2** are the last elements in the process of compaction as a whole. Logically, they are located in the rear area of VÖGELE high-compaction screeds. Only in this location can the highest possible compacting effort be achieved, as the material is prevented from yielding to the front. Nor can it yield to the sides, where it is constricted by the screed's side plates.

> **A change from high compaction** to conventional compaction and vice versa can easily be made from the ErgoPlus 3 operating consoles. This allows the screed to be used for highly varied applications.



> **A separate control** is provided for each compacting system installed in a VÖGELE high-compaction screed.

> **Fine control of the pressure** for the pressure bar(s) allows VÖGELE high-compaction technology to be used for paving surface courses as well.

VÖGELE single-tube telescoping system

The **hydraulically extending units** of VÖGELE screeds slide in and out smoothly on a single-tube telescoping system. The three-section telescoping tube is amply dimensioned (5.9 in, 6.7 in, 7.5 in / 150 mm, 170 mm, 190 mm diameter) and optimally stabilized. Even with the screed set to its maximum width, each tube section is extended by no more than half. VÖGELE extending screeds place all kinds of layers with maximum precision, including layers whose thickness varies across paving width – such as those produced when building crowned pavement profiles, for instance.

The 3-point suspension of the screed's hydraulic extensions prevents the screed's telescoping system being affected by the torsional forces exerted on these units by the pressure of the material. Forces are absorbed at the telescoping tube's point of attachment, the bearing of the fixed guide tube and a sliding restraint system, ensuring that the screed's hydraulic extensions extend and retract smoothly, with no jamming or catching.

» Single-tube telescoping system

Amply dimensioned, high-precision, stable **single-tube telescoping system** gives the screed system a high degree of stability and provides the basis for good paving results.

» Torque restraint system

The **torque restraint system** contributes to the smooth extension and retraction of the hydraulic extensions.

» Hydraulic cylinders

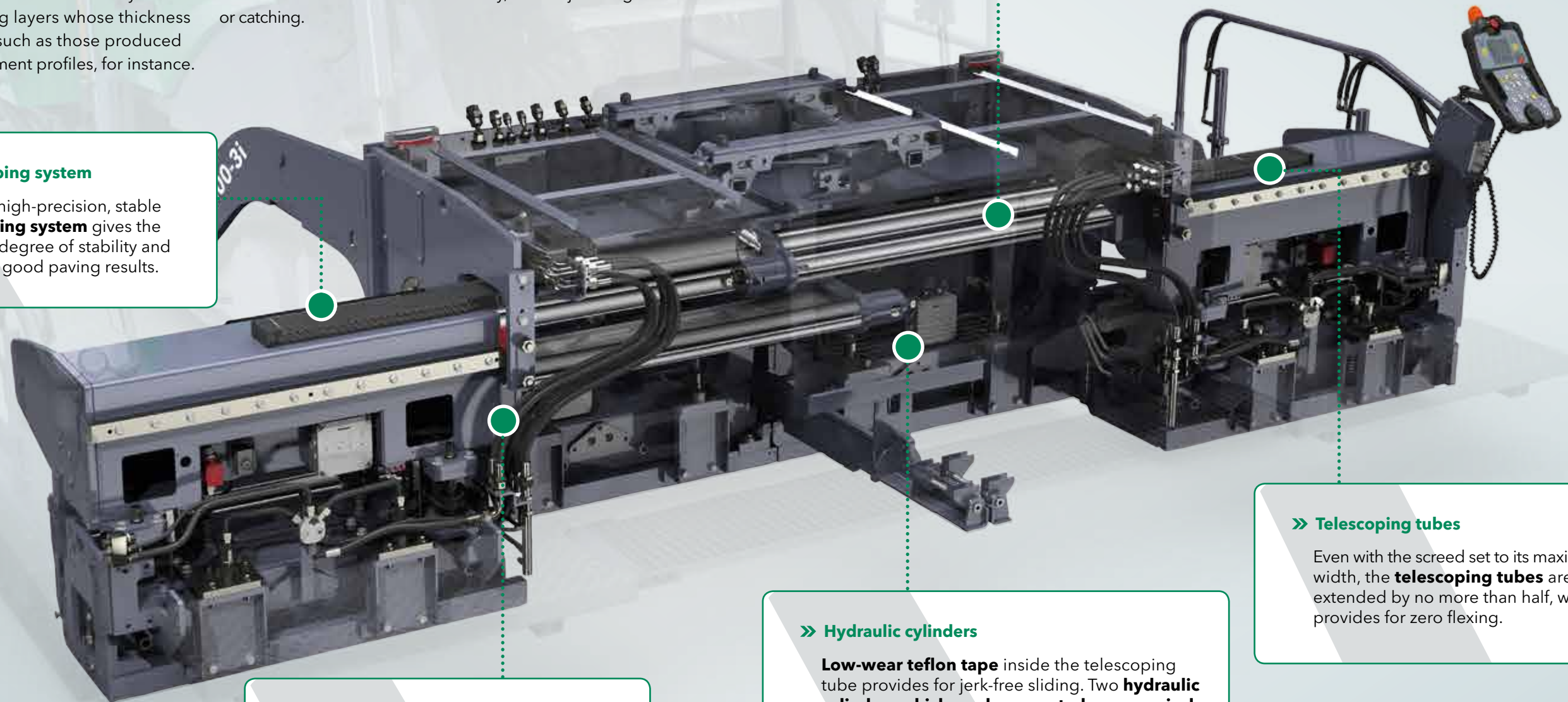
Low-wear teflon tape inside the telescoping tube provides for jerk-free sliding. Two **hydraulic cylinders which can be operated very precisely** are installed for screed width control.

» Fixed guide tube

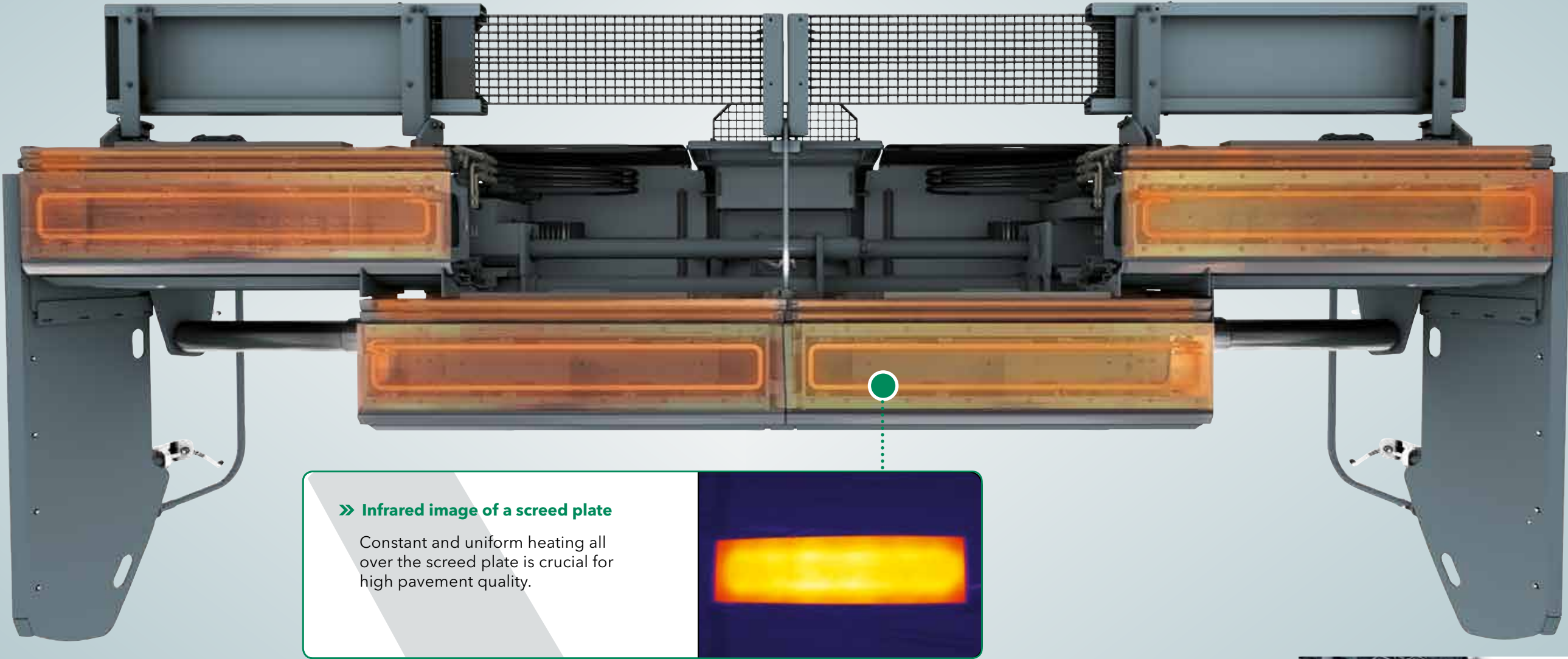
The **telescoping system is arranged at an especially high level**, preventing contact with hot material.

» Telescoping tubes

Even with the screed set to its maximum width, the **telescoping tubes** are extended by no more than half, which provides for zero flexing.



Electric screed heating



» Infrared image of a screed plate

Constant and uniform heating all over the screed plate is crucial for high pavement quality.

VÖGELE has been using electric heating systems for extending screeds and fixed-width screeds since 1952, with the result that all compacting and smoothing screed elements are brought to the ideal temperature. High-performance, rugged three-phase AC generators deliver the energy required for the electric heating systems; an intelligent management system enables these generators to achieve a high level of efficiency. In order to optimize compaction performance and to produce a smooth surface structure, all compacting elements are heated across full screed width.

Screed plates are fitted as standard with heating elements which distribute heat throughout the plates. The plates are thoroughly insulated on top so that 100 % of the heat is directed to where it is needed: the area of contact with the material.


Tamper bar and pressure bar(s) are fitted with heating rods for quick and uniform heating from the inside. Sophisticated control technology is installed to allow automated management of screed heating.

An intelligent generator management system ensures that, irrespective of engine rpm, the generator output needed for heating the screed in its current paving width is made available at all times. Heating the screed's compacting systems to operating temperature only takes a short time, even with the engine running at minimum rpm.

When working with paver functions set to automatic, the generator management feature activates screed heating in alternating mode which cuts the electric power required for heating and reduces fuel consumption.



High-performance generators, often direct-driven, provide the screed heating system with sufficient electrical energy. This ensures that the screed heats up rapidly.



Where quality begins

The screed is the heart of each road paver. From the engineering point of view, it is the crucial component deciding whether the paving job will be a success or not. VÖGELE are committed to the manufacture of prime quality screeds which stand out through high reliability and the latest in screed technology.

VÖGELE manufacturing technology

VÖGELE screeds feature leading-edge technology. This technology is made possible by state-of-the-art production processes such as high-precision laser cutting and welding robots to ensure consistently high quality. Screenshot plates are a key factor in the surface quality and accuracy of asphalt layers. At VÖGELE, they are made of wear-resistant Hardox steel.

The compacting systems (tamper and pressure bars), too, are prepared for harsh operating conditions. As the entire heat treatment process is key for their quality and service life, VÖGELE, as the number one in this technology, puts its faith in induction hardening. This is a process which reduces wear and guarantees durability by means of greater effective hardening depth and maximum surface accuracy.



Screenshot plates straightened free from tension and with highest precision (error of no more than 0.008 in (0.2 mm) allowed) feature longevity thanks to even wear.



TOP LEFT:

Eccentric shafts for tamper drives.

TOP RIGHT:

The telescoping tubes are manufactured with the greatest precision on special machines.

RIGHT:

CNC machine welds threaded bolts to screed plates.



Induction hardening of tamper bars and pressure bar(s) guarantees long service lives.



Tamper bar and pressure bar(s) are hardened to a uniform depth of 0.2 in (5 mm).

Comprehensive quality control

Once the screed and its electrical and hydraulic components have been assembled, all paver and screed functions are checked. This check comprises several hundred items including settings, filling levels and pressure tests. All the measured values are documented in a Final Inspection Record. Any discrepancies are remedied immediately by experienced VÖGELE experts.



LEFT:


Final assembly of screeds: this is the workstation where VÖGELE screeds are completed and undergo a wide variety of functional tests.

RIGHT:

Every production step is subject to complex quality controls.



Welding cell for screed frames. Robot-produced weld seams feature consistent, high quality and precision.



20 times less than the thickness of a human hair. Inner surfaces of telescoping tubes are machined to the highest possible level of precision.





Your VÖGELE QR Code
leads you directly to
the VÖGELE "Products"
on our website.



® ERGOPLUS, InLine Pave, NAVITRONIC, NAVITRONIC Basic, NAVITRONIC Plus, NIVELTRONIC, NIVELTRONIC Plus, RoadScan, SprayJet, VÖGELE, VÖGELE PowerFeeder, PaveDock, PaveDock Assistant, AutoSet, AutoSet Plus, AutoSet Basic, ErgoBasic and VÖGELE-EcoPlus are registered Community Trademarks of JOSEPH VÖGELE AG, Ludwigshafen/Rhein, Germany. PCC is a registered German Trademark of JOSEPH VÖGELE AG, Ludwigshafen/Rhein, Germany. ERGOPLUS, NAVITRONIC Plus, NAVITRONIC BASIC, NIVELTRONIC Plus, SprayJet, VISION, VÖGELE, VÖGELE PowerFeeder, PaveDock, PaveDock Assistant, AutoSet, AutoSet Plus, AutoSet Basic and VÖGELE-EcoPlus are trademarks registered in the US Patent and Trademark Office to JOSEPH VÖGELE AG, Ludwigshafen/Rhein, Germany. Legally binding claims cannot be derived from written information or pictures contained in this brochure. Pictures may include optional extras. We reserve the right of technical or design alterations.

Wirtgen America, Inc.

6030 Dana Way · Antioch, TN 37013, USA
Phone: (615) 501-0600 · Fax: (615) 501-0691
Internet: www.wirtgen-group.com/america