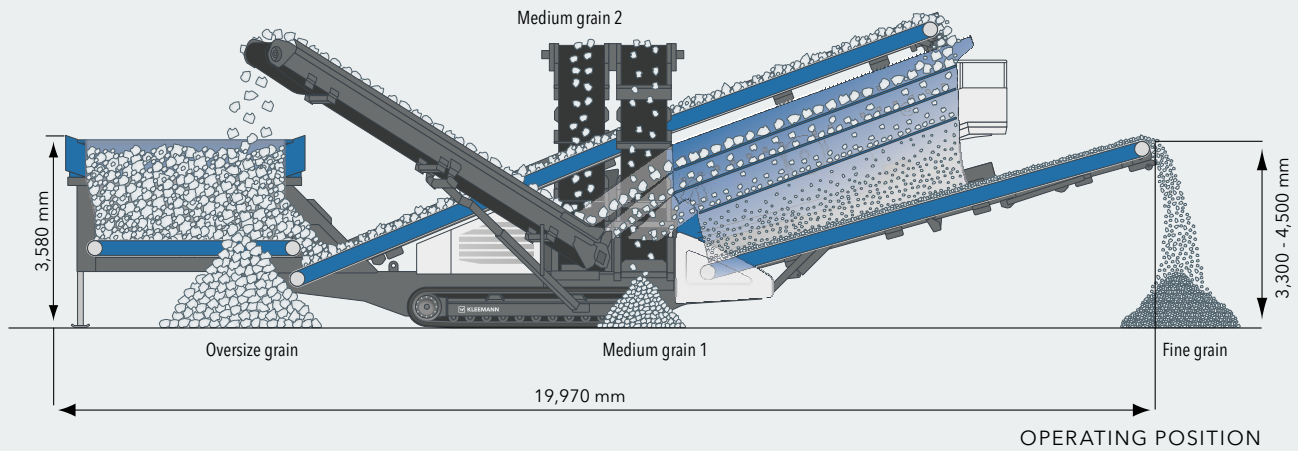




TECHNICAL INFORMATION | MOBILE SCREENING PLANTS

MOBISCREEN MS 953/953i EVO





TECHNICAL HIGHLIGHTS

- Mobile triple-deck screening unit
- Diesel-hydraulic drive
- Classifying screen
- Maximum feed size 100 x 160 mm

TECHNICAL INFORMATION MS 953/953i EVO

Feeding unit

Feed capacity up to approx. (t/h)	500
Max. feed size (mm)	100 x 160 (350) ¹⁾
Feed height - foldable slotted grate	3,580
Hopper volume (m ³)	8

Hopper discharge conveyor

Width x Length (mm)	1,200 x 3,500
---------------------	---------------

Feeding conveyor

Width x Length (mm)	1,200 x 12,000
---------------------	----------------

Screening unit

Type	Triple-deck classifying screen
Width x Length (mm)	1,550 x 6,100

Fine grain discharge conveyor

Width x Length (mm)	1,200 x 8,100
Discharge height approx. (mm)	3,300 - 4,500

Side discharge conveyor, right

Width x Length (mm)	800 x 10,200
Discharge height approx. (mm)	5,000

Side discharge conveyor, left

Width x Length (mm)	800 x 10,200
Discharge height approx. (mm)	5,000

Transfer conveyor

Width x Length (mm)	650 x 1,800
---------------------	-------------

Oversize grain conveyor

Width x Length (mm)	500 x 8,900
Discharge height approx. (mm)	4,900

Power supply unit

Drive concept	Diesel-hydraulic
MS 953: Deutz (Tier 3/Stage IIIA) (kW)	87
MS 953i: Deutz (Tier 4f/Stage IV) (kW)	99

Transport

Transport height approx. (mm)	3,385
Transport length approx. (mm)	17,960
Transport width approx. (mm)	3,200
Transport weight of basic plant - max. configuration (kg)	37,000 - 44,500

¹⁾ with vibrating grate



MOBISCREEN MS 953/953i EVO

The mobile screening plant MOBISCREEN MS 953 EVO is equipped with a 9.5 m² screen box. The triple-deck screening plant impresses with a feed capacity of up to 500 t/h. It is operated by a modern control system. All functions are thus easy to control, operating statuses and machine functions can be viewed at any time.

STANDARD EQUIPMENT

- Triple-deck classifying screen
- Hopper unit 8 m³
- Foldable tipping grid, gap width 100 mm, can be folded hydraulically (small remote control)
- Feeding conveyor, smooth belt
- Oversize grain conveyor, belt width 500 mm, discharge height max. 4,900 mm
- Side discharge conveyors, belt width 800 mm, discharge height max. 5,000 mm

OPTIONS

- Hopper unit 10 m³
- Wear lining made from wear-resistant steel (KRS) or rubber (for 8 and 10 m³)
- Vibrating slotted grate for separating feed material, gap width of upper deck 100 mm, gap width of lower deck 32 - 90 mm
- Dosing flap on hopper unit for continuous material flow
- Feeding conveyor, rubber cleated belt prevents material rolling back
- Material brake for feeding conveyor prevents material rolling back
- Material brake for screen prevents feed material leaping from the upper deck
- Oversize grain conveyor can be configured on the left or right, belt width 500 mm, discharge height 4,900 mm (no retrofit possible)
- Belt cover for the feeding conveyor or fine grain discharge conveyor
- External power supply - for efficient mains operation, possible to change between two energy sources: own propulsion (diesel engine) or external power supply

- Fine grain discharge conveyor, belt width 1,200 mm, discharge height max. 4,500 mm
- Detachable, wired machine control system with the functions: crawler chassis, operation of discharge conveyors and foldable tipping grid (transport and production position), automatic mode, emergency-off, moving support legs in and out, inclination adjustment for the fine grain conveyor and screen box, shifting and raising of the feeding conveyor, speed setting of hopper discharge conveyor, side discharge conveyors, oversize grain conveyor

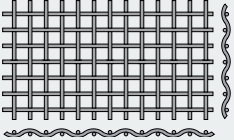


- Start-Stop system (only for Tier 4f engines) for low consumption in idle phases
- Radio remote control: crawler chassis, oversize grain conveyor, slotted grate, emergency stop
- Remote control for foldable tipping grid, can be supplemented for wired remote control (omitted if plant is equipped with radio remote control)
- Line coupling for interlinking with other KLEEMANN plants
- Large selection of screen surfaces for all screens with different mesh widths
- Screen beaters for usage with sticky material
- Water spray system for dust reduction
- Lighting, halogen or LED



SPARE PARTS

Efficient operation of the machine also requires the selection of the right wear parts. The KLEEMANN original parts are optimally designed for the requirements of users and the machine. They are characterised by a long service life, excellent quality, good availability and simple assembly. With application know-how and expertise and competent advice, we help our customers to find the optimal wear part for their individual application.

APPLICATION-DEPENDENT WEAR PARTS

<p>Screen surfaces</p>		<ul style="list-style-type: none"> ☒ Screen surfaces available in different mesh shapes, wire qualities and thicknesses: <ul style="list-style-type: none"> > Square mesh > Rectangular mesh > Harp screens (G-harp, W-harp, S-harp, Varia harp)
<p>Scraper ledges</p> <p>Front scrapers</p> <p>Wedge strippers</p>		<ul style="list-style-type: none"> ☒ Wedge strippers to protect the conveyor belts ☒ Wear reduction through abrasion-proof plastic materials ☒ Precise scrapers guarantee less material loss ☒ Available for: <ul style="list-style-type: none"> > Oversize grain conveyor (no front scraper but a beating roller) > Side discharge conveyor (no front scraper but a beating roller) > Fine grain discharge conveyor > Transfer conveyor (without wedge stripper) > Feeding conveyor, smooth > Hopper discharge conveyor > Cleated belt (no front scraper but a beating roller) > Feeding conveyor, cleated belt (no front scraper but a beating roller)
<p>Conveyor belts</p>		<ul style="list-style-type: none"> ☒ Closed multi-layered conveyor belts are suitable for all requirements and increase the conveying capacity of the plants ☒ Cleated belt with full-rubber edges guarantees optimum material transport ☒ Resilient rubber intermediate links dampen impacts of different materials ☒ Smooth design or cleated belt
<p>Conveyor belt rollers</p>		<ul style="list-style-type: none"> ☒ High-quality rollers in the belt conveyors for transporting heavy material ☒ Simple on-site maintenance thanks to easily replaceable rollers ☒ Available in different versions: <ul style="list-style-type: none"> > Support roller for feeding > Lateral guide roller > Return roller

More information can be found online at www.partsandmore.net or in our Parts and more catalogue